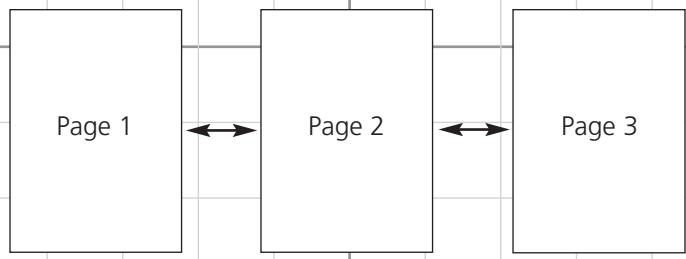


K

Downloading and piecing together all of the pattern pieces


A. Print out all of the pattern pages onto separate sheets of A4 paper. The individual pattern templates are too large to print on a single sheet of A4 paper. See the instructions below on how to piece them together.

B. Lay out the A4 pages and match up the corners of each page with the corresponding numbers on the other pages. Once matched up with all their adjoining pages, trim each page along the crop marks with your ruler and craft knife, then tape the pages together. Repeat to attach any additional pages.



1


2



3

4

2



4

